



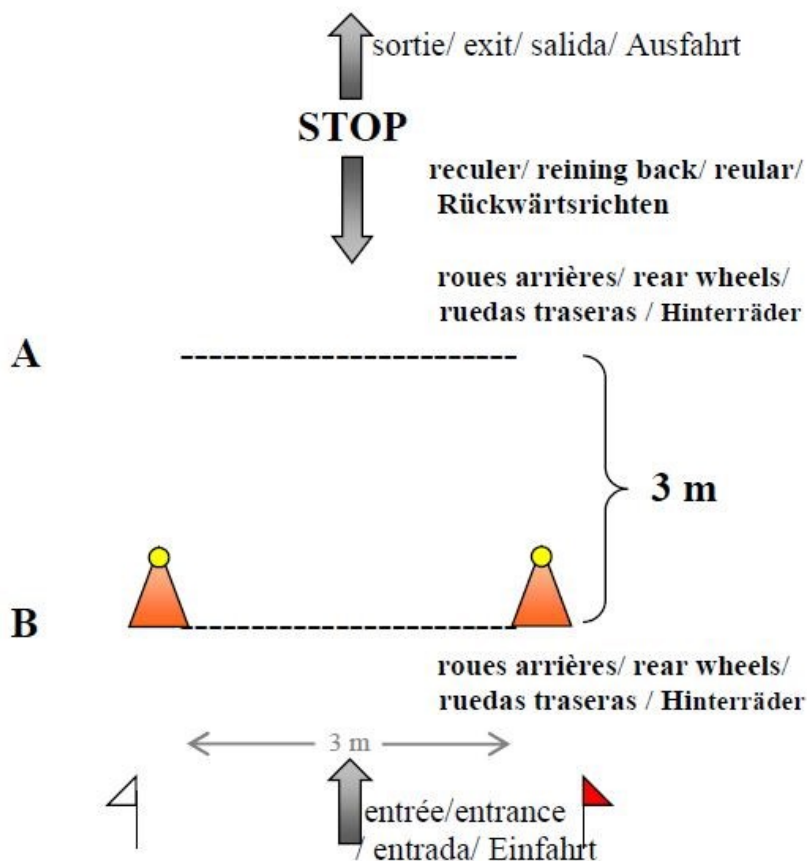
## AIAT USA Performance Challenges (PC's)

### No. 1 – The Rein Back

Enter the PC (Performance Challenge) and stop at line A which must be crossed by the rear wheels. Rein back without help to cross line B with both rear wheels without touching the cones. Drive forward out of the PC.

#### Penalties:

- PC not tried: **20 pts.**
- Reining back without crossing Line B; touching the cones; whip not in hand; outside assistance; use of brakes: **10 pts.**
- Completed without error: **0 pt.**





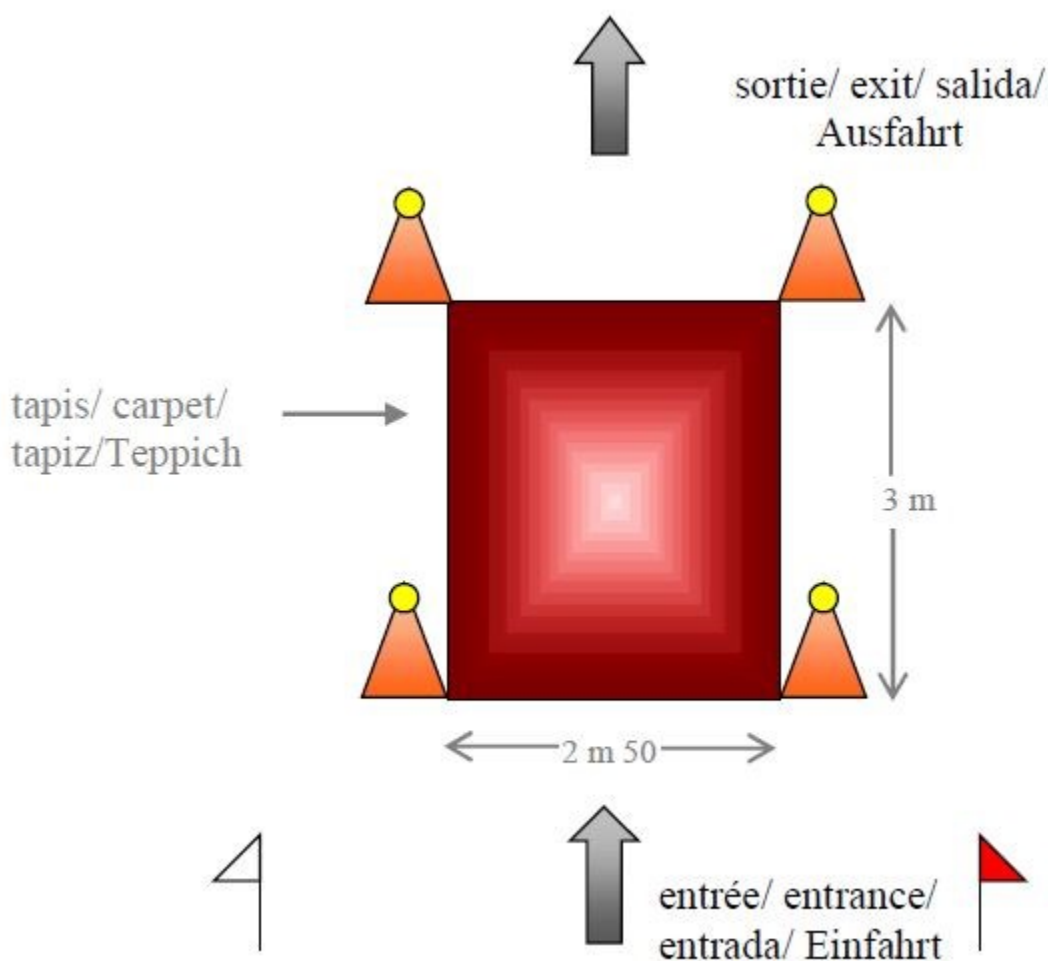
**AIAT USA**  
**Performance Challenges (PC's)**

**No. 2 – The Carpet**

Drive over the carpet without touching the cones.

Penalties:

- PC not tried: **20 pts.**
- Not crossing carpet; ball(s) knocked down; whip not in hand; outside assistance; use of brakes: **10 pts.**
- Completed without error: **0 pt.**





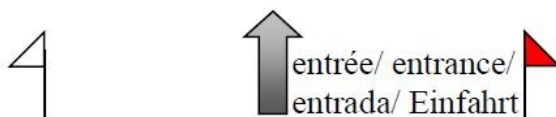
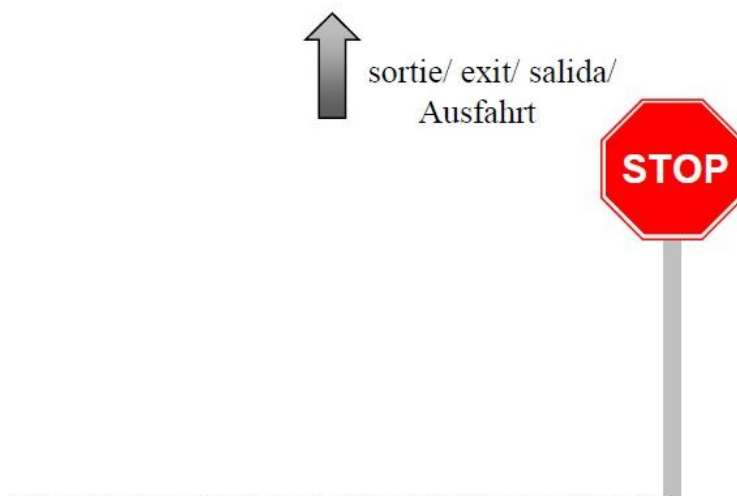
**AIAT USA**  
**Performance Challenges (PC's)**

**No. 3 – The Stop**

Stop with heads of horses at a STOP sign. Halt for 20 seconds.

Penalties:

- PC not tried: **20 pts.**
- Halt not held for 20 seconds; whip not in hand; outside assistance; use of brakes: **10 pts.**
- Completed without error: **0 pt.**





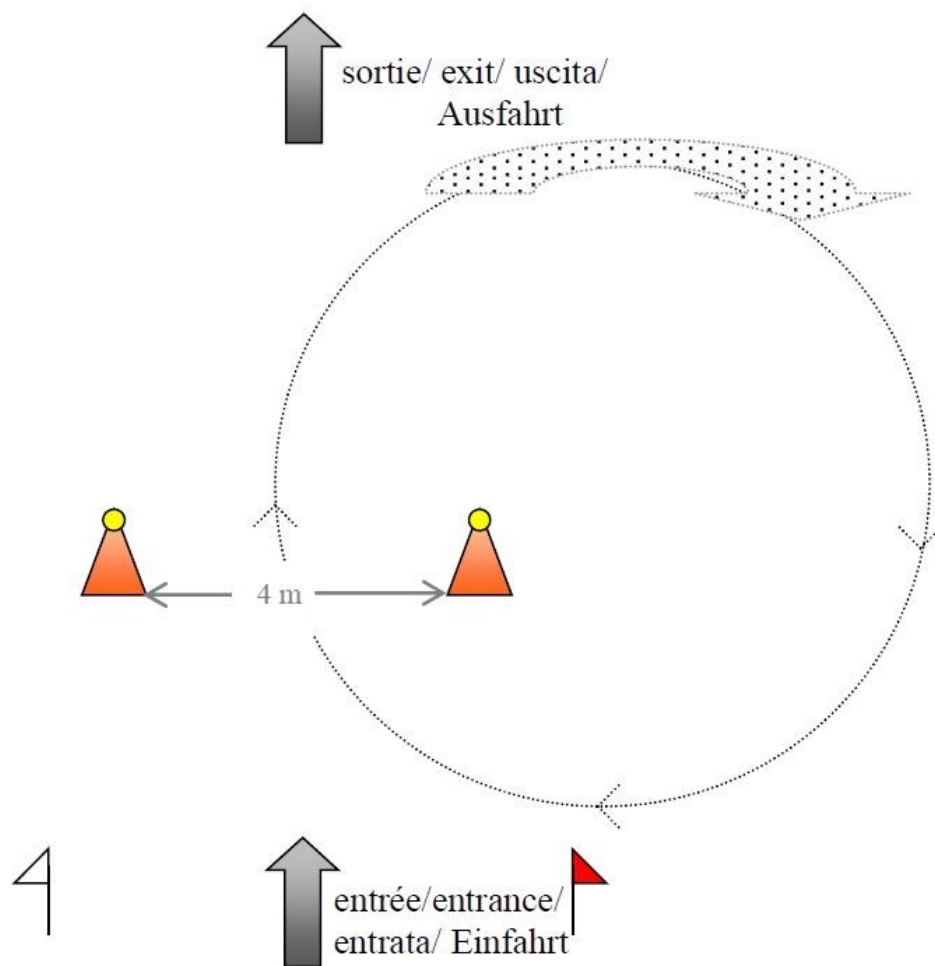
**AIAT USA**  
**Performance Challenges (PC's)**

**No. 4 – The One Handed Right Circle**

Without touching the cones and without help, enter and exit through the same gate. Make a right hand circle with smooth movement and without stopping or reining back and with the whip hand and arm extended to the side away from rein hand. The PC starts and finishes when the driver (not the horse) crosses the line between the two cones.

Penalties:

- PC not tried: **20 pts.**
- Not correctly executed; retaking two reins; whip not in hand; outside assistance; or use of brakes: **10 pts.**
- Completed without error: **0 pt.**





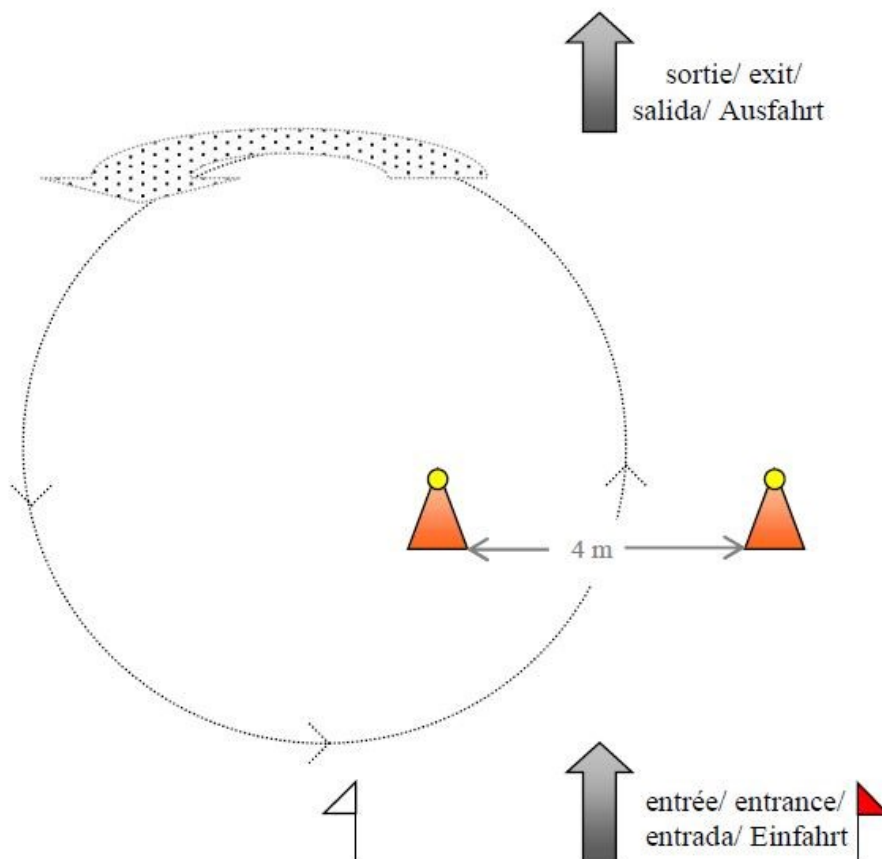
## AIAT USA Performance Challenges (PC's)

### No. 5 – The One Handed Left Circle

Without touching the cones and without help, enter and exit through the same gate. Make a **left** hand circle with smooth movement and without stopping or reining back and with the whip hand and arm extended to the side away from rein hand. The PC starts and finishes when the driver (not the horse) crosses the line between the two cones.

Penalties:

- PC not tried: **20 pts.**
- Not correctly executed; retaking two reins; whip not in hand; outside assistance; or use of brakes: **10 pts.**
- Completed without error: **0 pt.**





AIAT USA

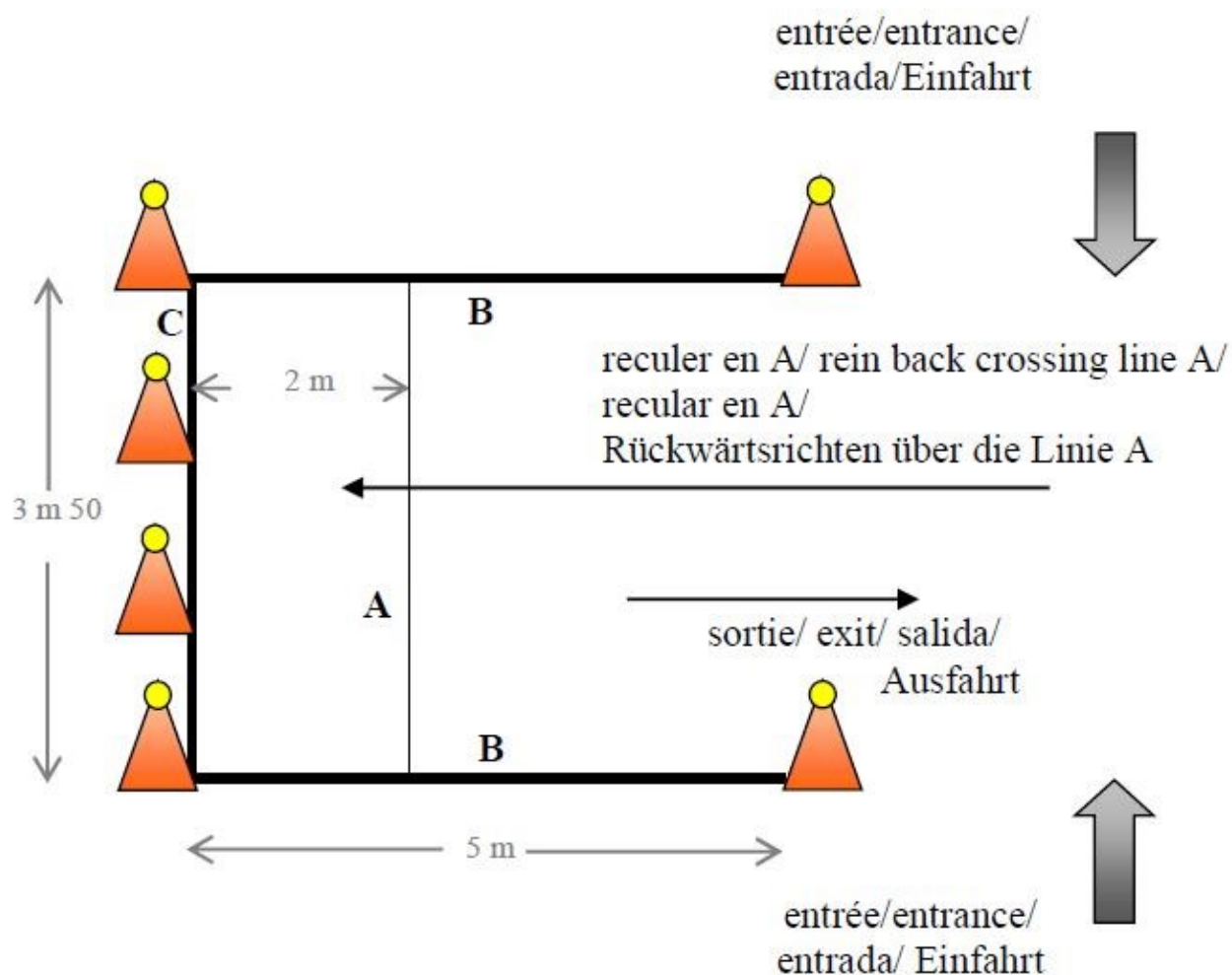
## Performance Challenges (PC's)

## No. 6 – The Rein Back into a 'U'

Perform a rein back into a U-shaped marked area. Cross Line A with rear wheels without touching the cones or outside Line B and C.

Penalties:

- PC not tried: **20 pts.**
- Not correctly executed; whip not in hand; outside assistance; or use of brakes: **10 pts.**
- Completed without error: **0 pt.**





AIAT USA

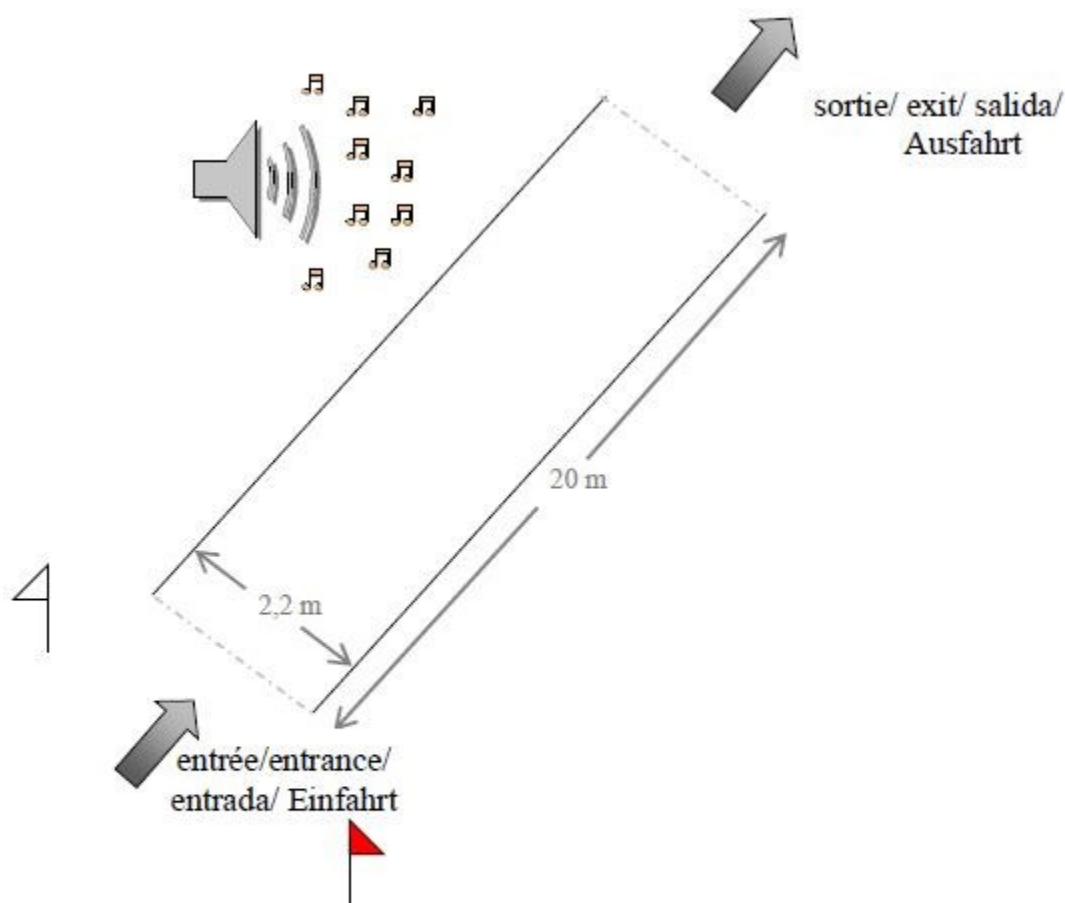
## Performance Challenges (PC's)

## No. 7 – The Corridor with Music

The turnout must stay within the width of the corridor without touching the outside lines.

Penalties:

- PC not tried: **20 pts.**
- Touching boundary lines at any time; whip not in hand; outside assistance; or the use of brakes: **10 pts.**
- Completed without error: **0 pt.**



La musique peut se situer à gauche ou à droite du couloir.  
The music may be located on the left or right side of the corridor.  
La musica puede situarse a izquierda o derecha del corredor.  
Die Musik kann sich rechts oder links von der Durchfahrt befinden.



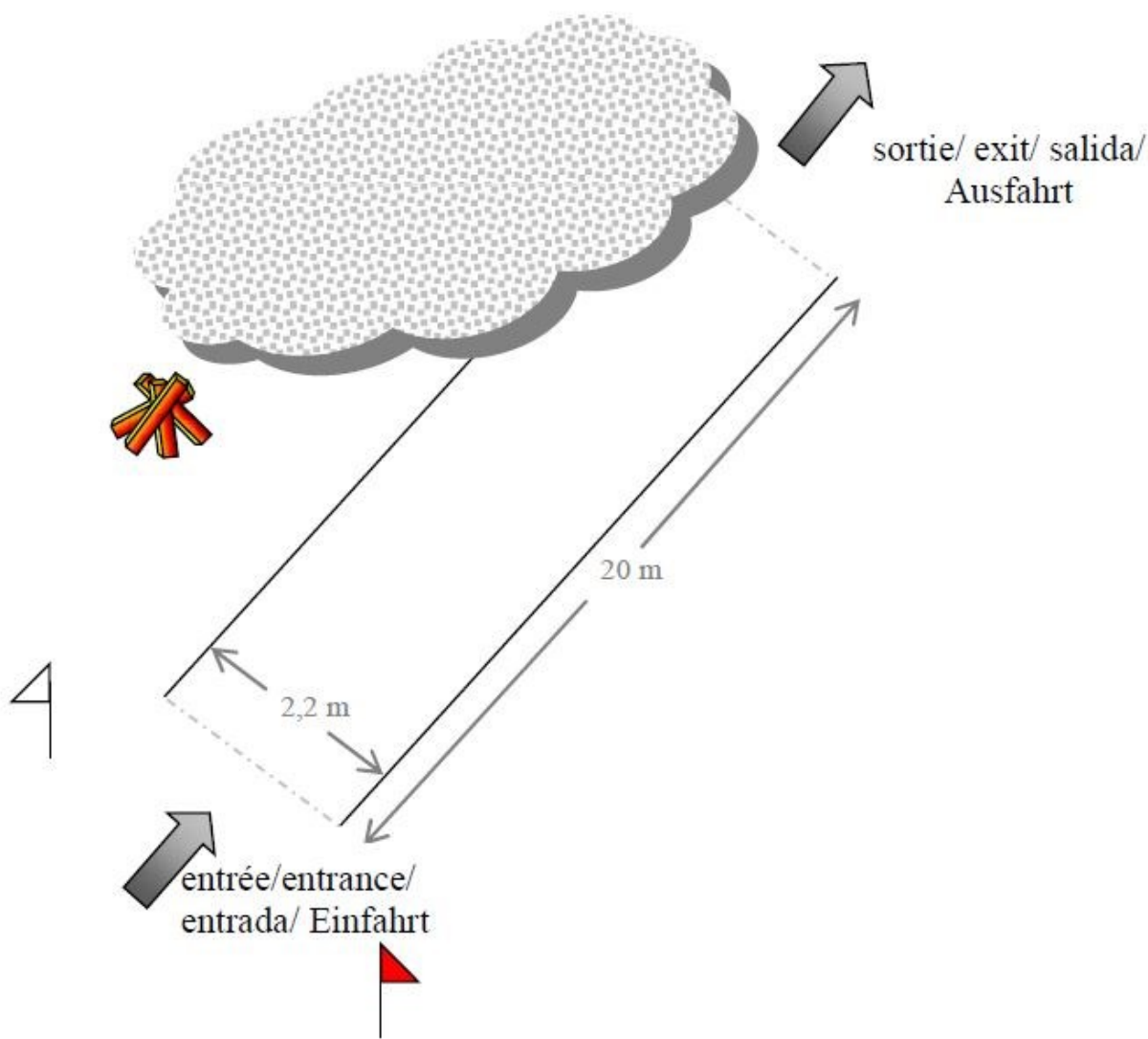
**AIAT USA**  
**Performance Challenges (PC's)**

**No. 8 – The Corridor with Smoke**

The turnout must stay within the width of the corridor without touching the outside lines.

Penalties:

- PC not tried: **20 pts.**
- Touching boundary lines at any time; whip not in hand; outside assistance; or the use of brakes: **10 pts.**
- Completed without error: **0 pt.**







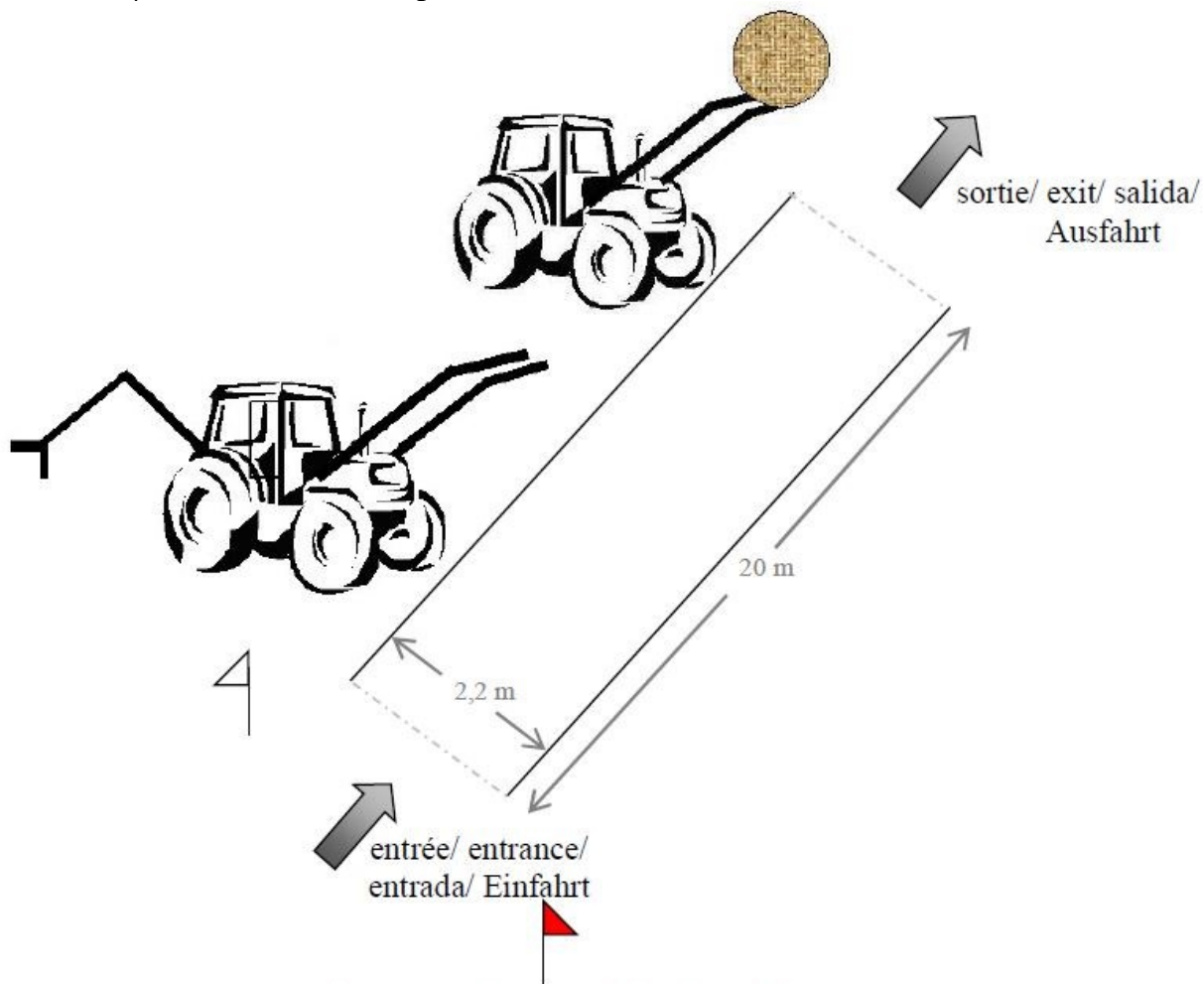
## AIAT USA Performance Challenges (PC's)

### No. 9 – The Corridor with Tractors

The turnout must stay within the width of the corridor without touching the outside lines.

Penalties:

- PC not tried: **20 pts.**
- Touching boundary lines at any time; whip not in hand; outside assistance; or the use of brakes: **10 pts.**
- Completed without error: **0 pt.**



Les tracteurs peuvent se situer à gauche ou à droite du couloir.  
The tractors may be located on the left or right side of the corridor.  
Los tractores pueden situarse a izquierda o derecha del corredor.  
Die Traktoren können links oder rechts vom Streifen stehen.



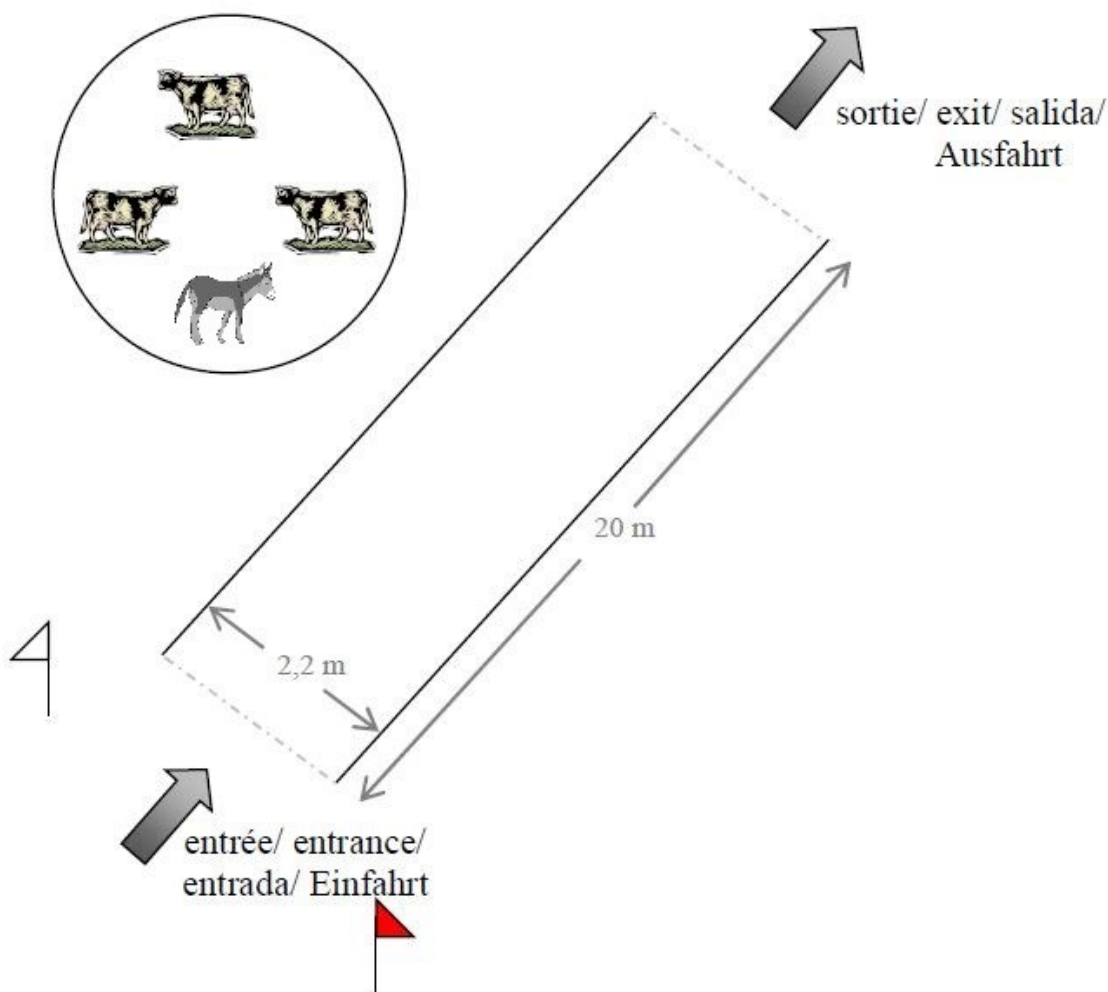
**AIAT USA**  
**Performance Challenges (PC's)**

**No. 10 – The Corridor with Animals**

The turnout must stay within the width of the corridor without touching the outside lines.

Penalties:

- PC not tried: **20 pts.**
- Touching boundary lines at any time; whip not in hand; outside assistance; or the use of brakes: **10 pts.**
- Completed without error: **0 pt.**





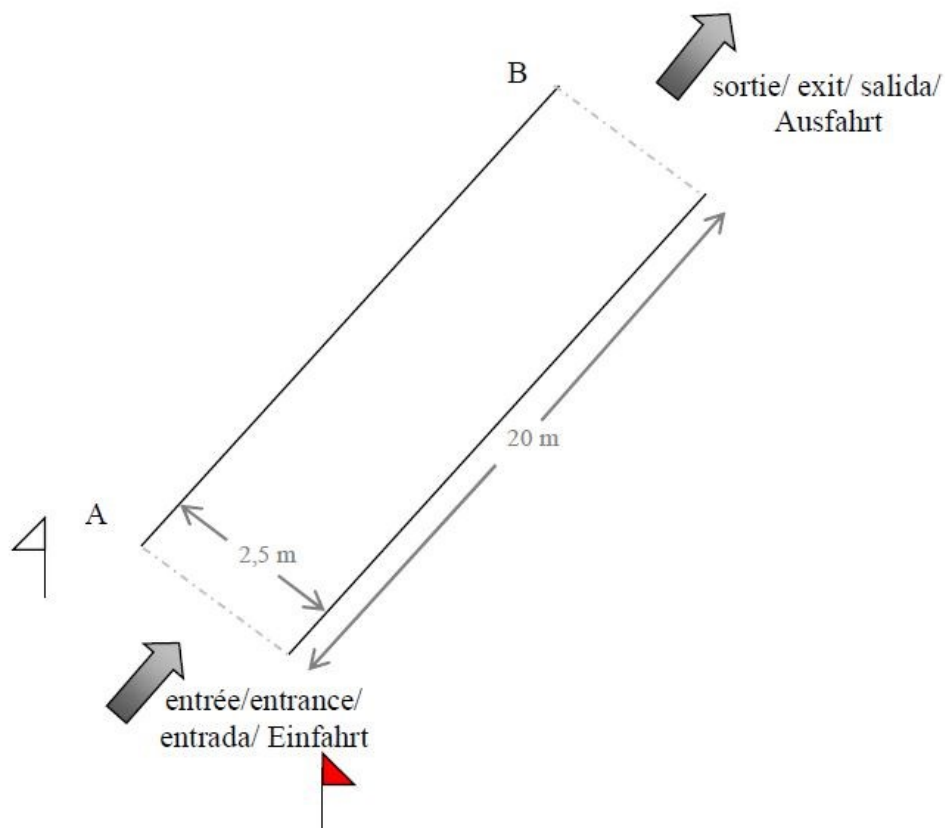
## AIAT USA Performance Challenges (PC's)

### No. 11 – The Salute

Gentlemen drivers: Take the reins and whip in left hand. Doff hat with right hand while driving the corridor from A to B. Lady drivers: Take the reins in left hand and salute with the whip in right hand while driving the corridor from A to B.

Penalties:

- PC not tried: **20 pts.**
- Touching boundary lines at any time; taking the reins in two hands; not saluting; whip not held in hand; outside assistance or use of brakes: **10 pts.**
- Completed without error: **0 pt.**





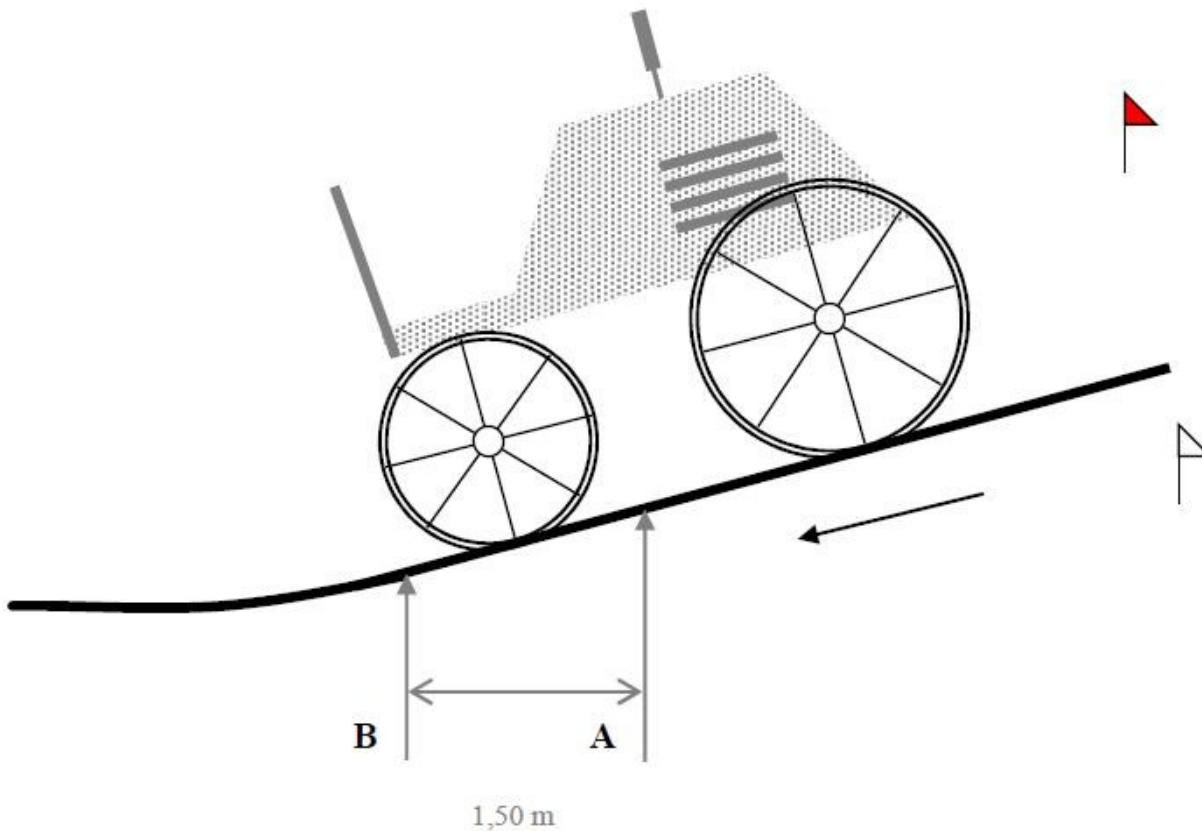
**AIAT USA**  
**Performance Challenges (PC's)**

**No. 12 – The Stop on a Slope**

Stop the carriage for 10 seconds without using brakes at the bottom of a downward slope with the front wheels of the carriage between Lines A and B marked on the ground.

Penalties:

- PC not tried: **20 pts.**
- Front wheel not between Lines A and B; not holding the stop for 10 seconds; whip not in hand; outside assistance; or use of brakes: **10 pts.**
- Completed without error: **0 pt.**

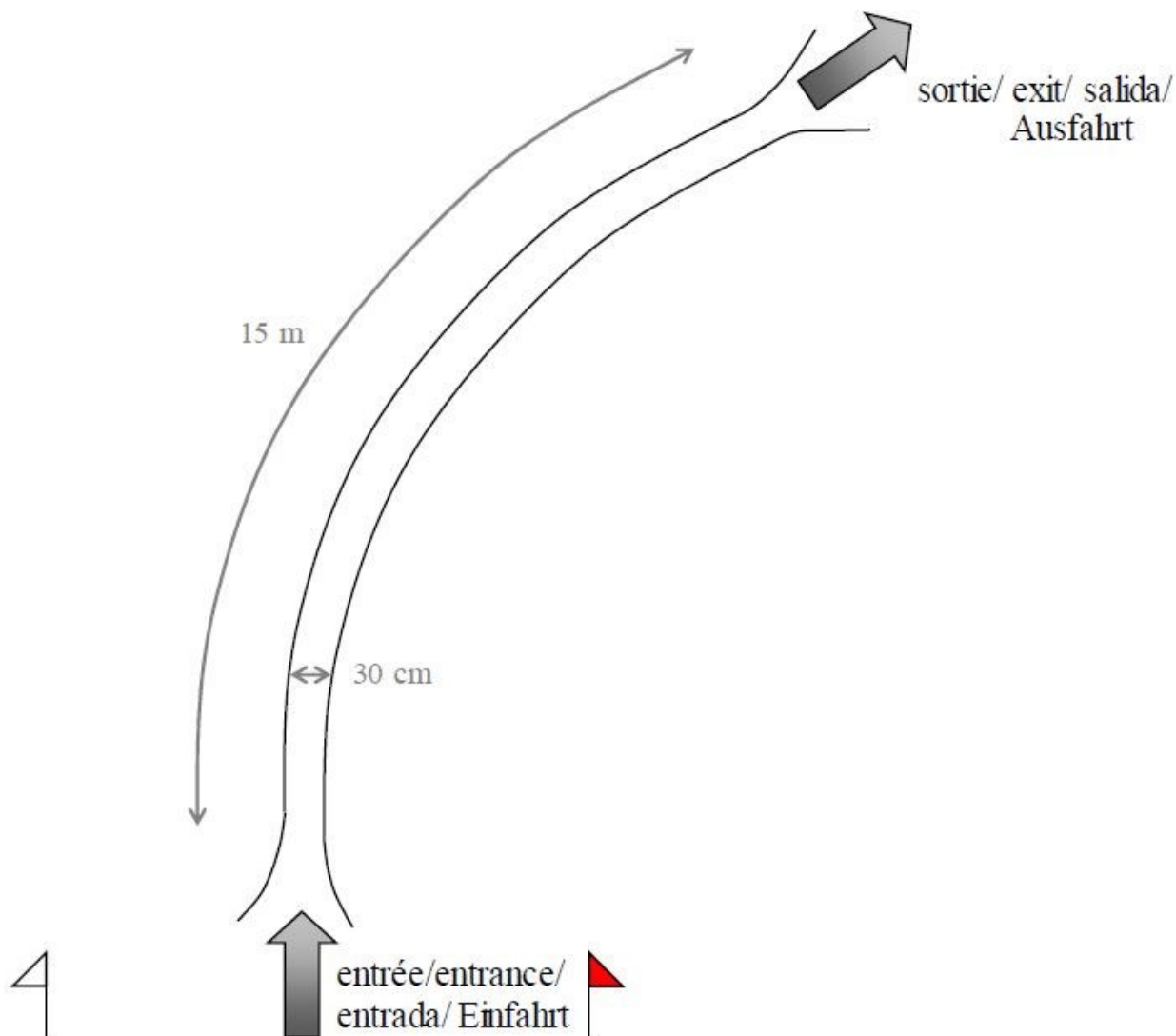


**AIAT USA**  
**Performance Challenges (PC's)****No. 13 – The Right Curve**

The right front wheel of the carriage must stay between the two lines, curved to the right, without touching the lines.

Penalties:

- PC not tried: **20 pts.**
- Touching boundary lines at any time; whip not held in hand; outside assistance; or use of brakes: **10 pts.**
- Completed without error: **0 pt.**





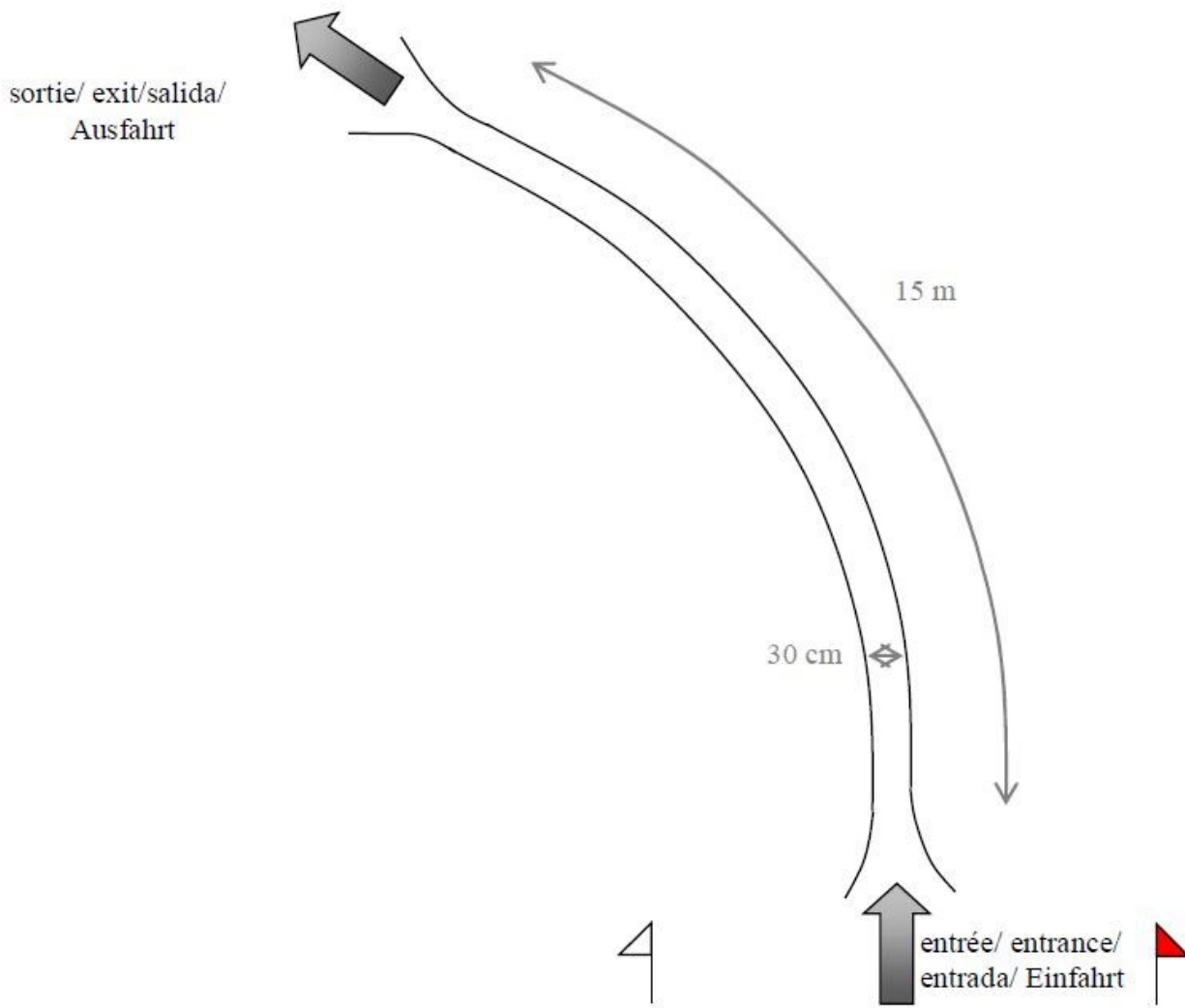
**AIAT USA**  
**Performance Challenges (PC's)**

**No. 14 – The Left Curve**

The right front wheel of the carriage must stay between the two lines, curved to the left, without touching the lines.

Penalties:

- PC not tried: **20 pts.**
- Touching boundary lines at any time; whip not held in hand; outside assistance; or use of brakes: **10 pts.**
- Completed without error: **0 pt.**





AIAT USA

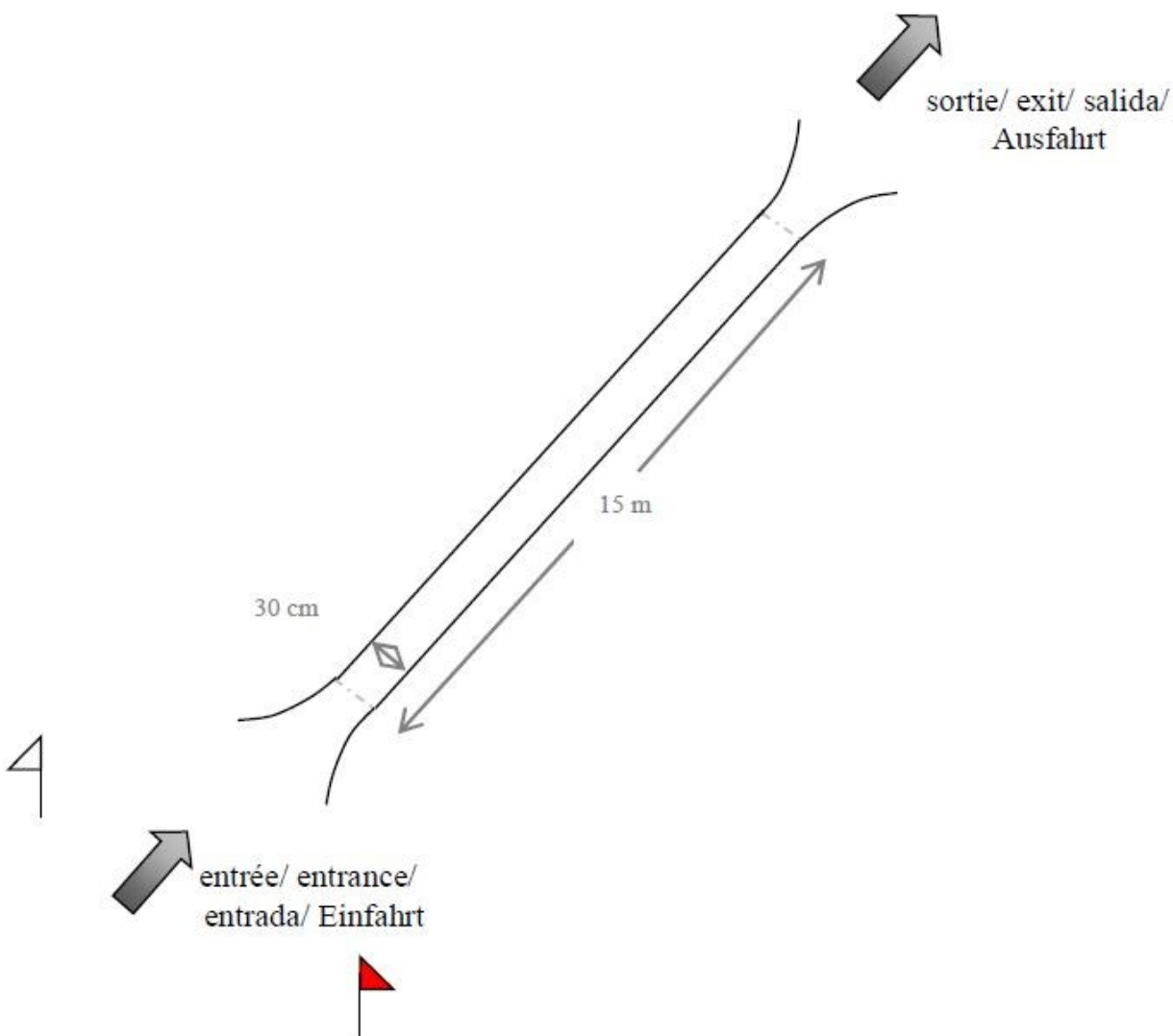
## Performance Challenges (PC's)

## No. 15 – The Straight Away

The right front wheel of the carriage must stay between the two lines, without touching the lines.

Penalties:

- PC not tried: **20 pts.**
- Touching boundary lines at any time; whip not held in hand; outside assistance; or use of brakes: **10 pts.**
- Completed without error: **0 pt.**





AIAT USA

## Performance Challenges (PC's)

## No. 16 – The Drinking Glass

Stop at table A. Take the reins and whip in the left hand. Pick up the glass on table A with the right hand. Drink it or not. Drive with the reins and whip in the left hand, without reining back or retaking the reins, to table B. Stop at table B. Replace the glass on the table.

Penalties:

- PC not tried: **20 pts.**
- Not correctly executed; not replacing glass at B; retaking reins; whip not held in hand; outside assistance; or use of brakes: **10 pts.**
- Completed without error: **0 pt.**

